



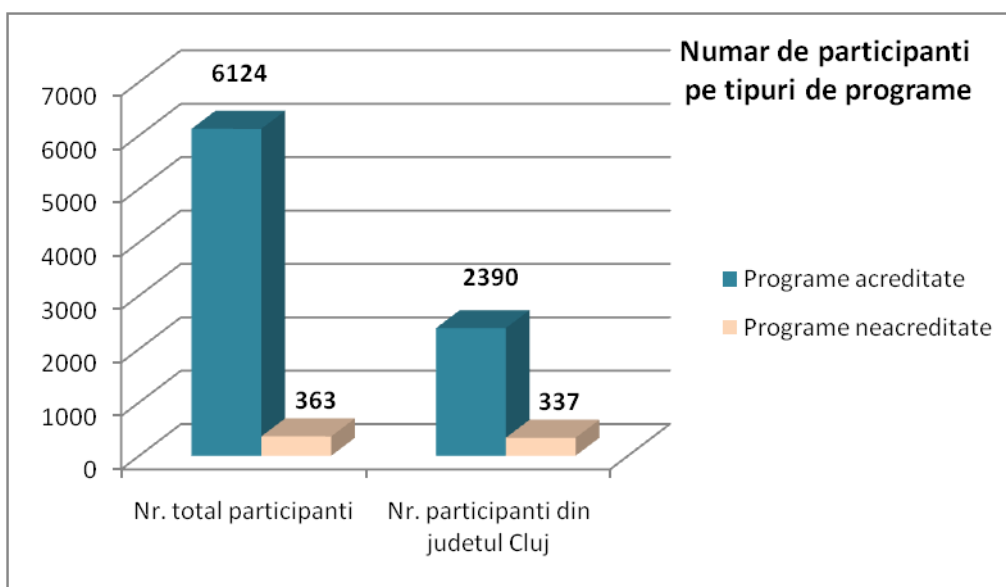
CASA CORPULUI DIDACTIC CLUJ

Director,  
prof. Dorina Kudor

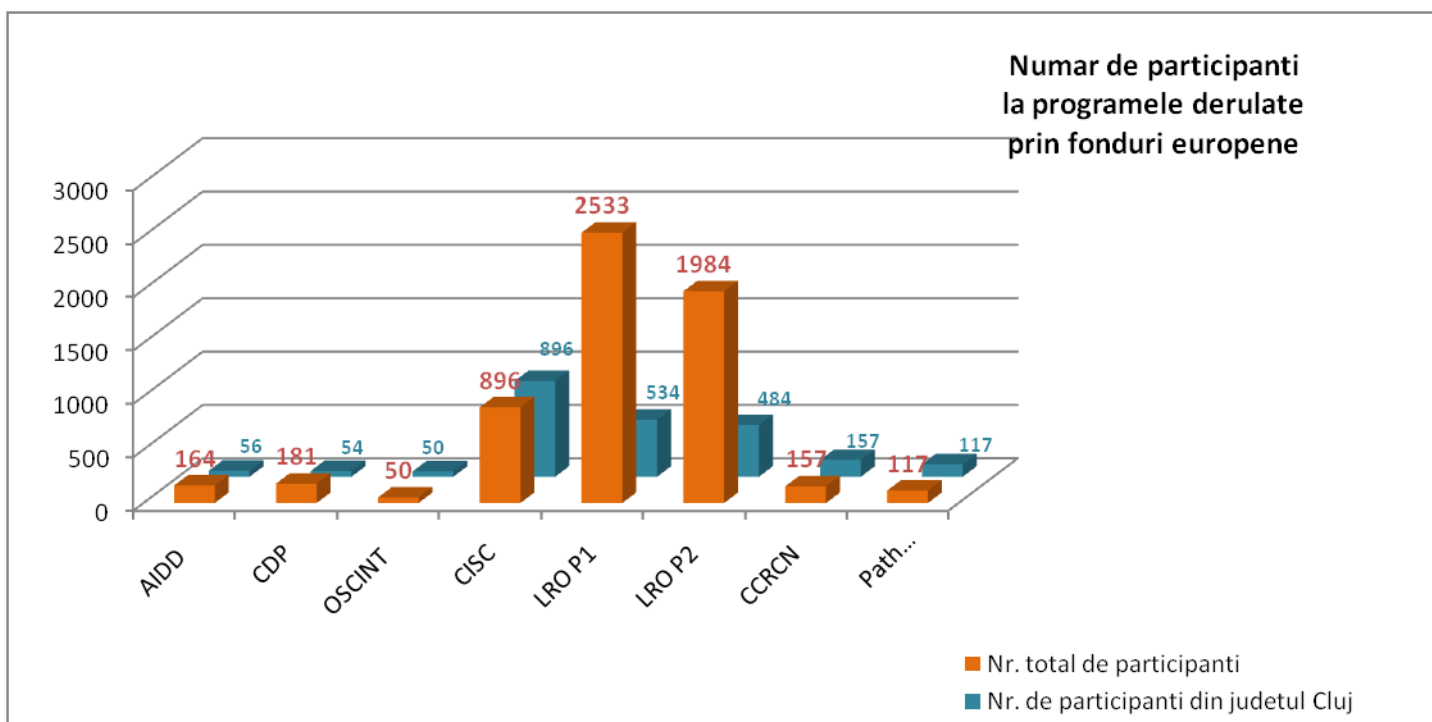
## Situatie statistica privind participare la programele si activitatile organizate de Casa Corpului Didactic Cluj in anul scolar 2012-2013

### 1. Situatia statistica a participantilor la programele de formare

Tipul programului	Nr. total participanti	Nr. participanti din judetul Cluj
Programe acreditate	6124	2390
Programe neacreditate	363	337

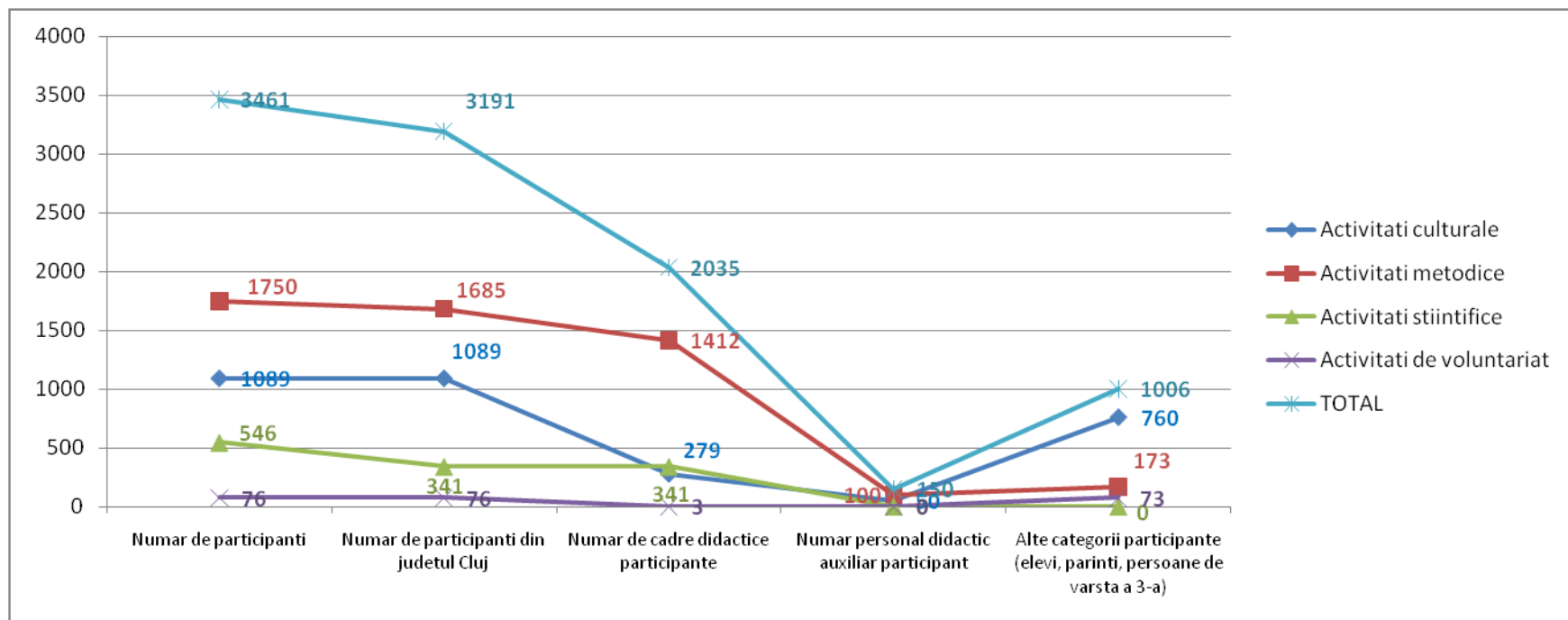


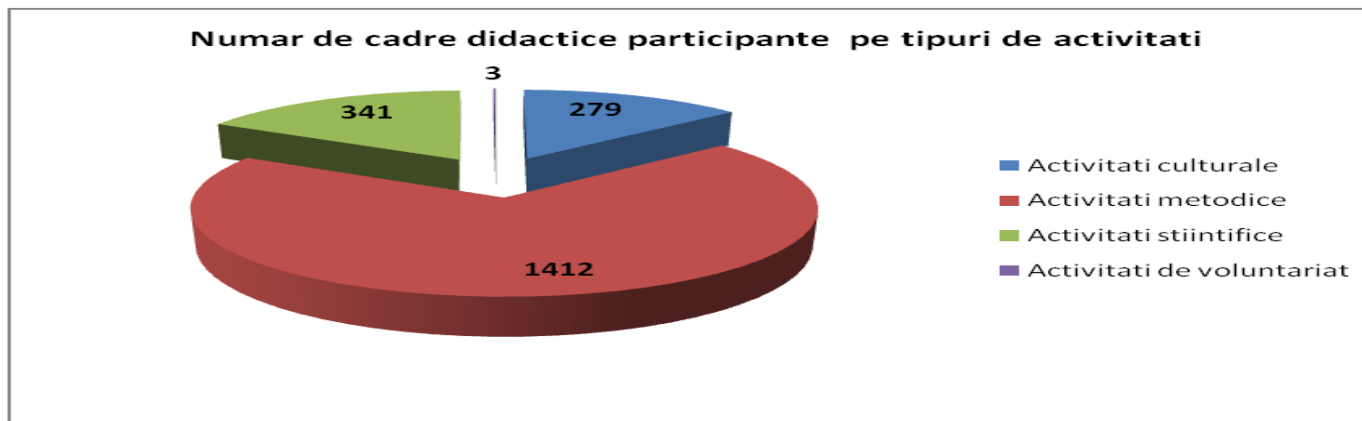
Programe derulate prin fonduri europene (FSE si FP7)	Nr. total de participanti	Nr. de participanti din judetul Cluj
AIDD	164	56
CDP	181	54
OSCINT	50	50
CISC	896	896
LRO P1	2533	534
LRO P2	1984	484
CCRCN	157	157
Pathway	117	117
<b>TOTAL</b>	<b>6082</b>	<b>2348</b>



## 2. Situatia statistica a participarilor pe tipuri de activitati

Tipul activitatii	Numar de participanti	Numar de participanti din judetul Cluj	Numar de cadre didactice participante	Numar personal didactic auxiliar participant	Alte categorii participante (elevi, parinti, persoane de varsta a 3-a)
Activitati culturale	1089	1089	279	50	760
Activitati metodice	1750	1685	1412	100	173
Activitati stiintifice	546	341	341	0	0
Activitati de voluntariat	76	76	3	0	73
<b>TOTAL</b>	<b>3461</b>	<b>3191</b>	<b>2035</b>	<b>150</b>	<b>1006</b>





**3. Situatii statistice sumative privind participarea cadrelor didactice si didactice auxiliare din judetul Cluj la programe si activitati**

Programe/proiecte	Numar participanti	Procent participari (%)
Programe acreditate	2390	50,19
Programe neacreditate	337	7,08
Activitati metodice	279	5,86
Activitati stiintifice	1412	29,65
Activitati culturale	341	7,16
Alte tipuri de activitati	3	0,06
<b>TOTAL</b>	<b>4762</b>	<b>100,00</b>

